

GO WITH THE CURVE!

Prefabricated Doorway Arch Kits for Drywall

CREATE PICTURE-PERFECT ARCHES AND ROUNDED DOORWAYS QUICKLY AND SIMPLY WITH *GO WITH THE CURVE™* ARCH KITS.

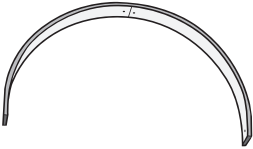


The prefabricated arches install and finish like drywall, but in a fraction of the time.

- No additional framing required
- No need to wet, score and bend drywall to the curve

No scrap. No bending. No hassles.

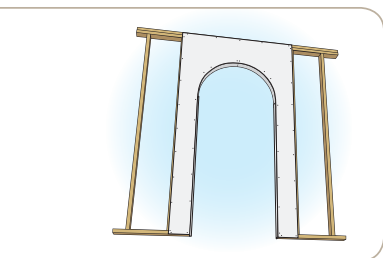
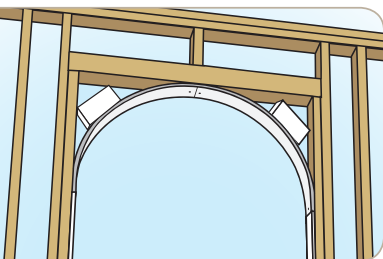
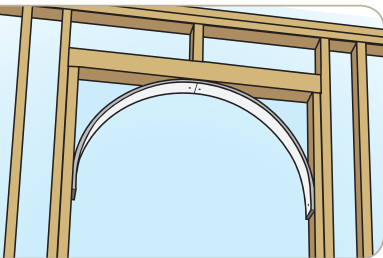
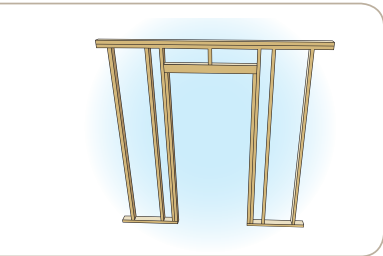
CHOOSE FROM THESE POPULAR STYLES AND SIZES

Go With the Curve Round Arches and Elliptical Arches are prefabricated to fit 30" or 36" door openings. Our Rounded Corners can be used on any size doorway. Custom shapes and dimensions are available upon request.

ROUND ARCH		ELLIPTICAL ARCH		ROUNDED CORNERS	
					
SIZE	PRICE	SIZE	PRICE	SIZE	PRICE
For 30" (31" framed) opening: 15" inside radius	\$32 per pair	For 30" (31" framed) opening: 15" wide x 7½" high	\$32 each	4" inside radius (any width opening)	\$21 per pair
For 36" (37" framed) opening: 18" inside radius	\$38 per pair	For 36" (37" framed) opening: 18" wide x 9" high	\$38 each	8" inside radius (any width opening)	\$25 per pair

All arches are ½" thick and 3½" wide to fit a standard stud wall; other widths available upon request.

MADE IN THE USA.



INSTALLATION IS QUICK AND SIMPLE

1. Fasten prefabricated arches to door jamb with drywall screws
2. Screw flat drywall strips around the jamb and add blocking from scrap 2x4, as shown
3. Screw drywall face sheet over door opening and roto-zip arch opening
4. Trim with preferred drywall edging
5. Tape, mud and finish as usual

PLEASE NOTE: This product is not to be used as a load-bearing structure. Always consult and follow local building codes.



LEARN MORE

Visit GoWiththeCurve.com/Arches.

Call or email us for ordering information or to find your local distributor.

We also manufacture a wide range of other curved products for use with drywall, including 90-degree inside and outside corners, column covers, soffits, and 180-degree wraparounds. Learn more at GoWiththeCurve.com.

FULCRUM Composites, Inc.

1407 E. Grove Street, Midland, MI 48640

PHONE: +1 989.636.1025

EMAIL: Arches@GoWiththeCurve.com

GoWiththeCurve.com/Arches

Go With the Curve is a trademark of Fulcrum Composites, Inc.
©2015 Fulcrum Composites, Inc. All rights reserved. AGPI3943